

Using CourseWare (CASA) and Space for Math 1431 and 1432

1. Log into CASA, <https://www.casa.uh.edu/>.
 - If you have never registered with CourseWare before, click on “I do not have an account” to set up an account for CASA.
 - You need an access code specifically for this course these are available at the University bookstore.
2. Once you log into CASA you will see the course you are enrolled in. Select that course and a similar page will appear.

Student Math1432 [UnivID: PS36736] [stumath1432] [Return To Your Account](#) [Log Out](#)

Courses Profile

ATH 1432 [SEC::12498] Proctored Exams Online Assignments Grade Book Assignments EMCF

Home Page

Discussion Board

[CALCULUS TEXTBOOK](#)

[MATH1431new TEXTBOOK](#)

Welcome to Math 1432

[Click on the "Proctor Exams" tab above for CASA Exam and related Information.](#)

Current Status: Enrolled in PeopleSoft system

3. In the bar beside the name of the course you see
 - Proctored Exams – This is to register you for the exams that will be taken in the CASA testing center. The schedule opens up 10 days before each exam.
 - Online Assignments – Click on this for the quizzes and the practice tests. All of the quizzes are open at the beginning of the semester and close a week after the subject has been covered in lecture. The practice tests are available before each exam and will at 5% of the practice test score is added to the test score.
 - Grade book – Click on this to see your grade.
 - Assignments – Click on this for the written part of your homework IF YOU ARE IN AN ONLINE SECTION. This is where students in online sections will upload weekly written homework.
 - EMCF – Electronic Multiple Choice Form will be used to answer any multiple choice homework.
 - EMCF is also used to answer poppers for students in the online section only.

Uploading Homework (online students only):

To upload the written homework, click on **Assignments**, then select the homework assignment you want to upload, (be aware of due dates), click on **upload**

Use Acrobat Reader To Open Assignment Files [Get Acrobat Reader](#)

Assignment	Due Date	Status	Submitted Assignment	Assignment Upload	Graded Assignment
whw11	11/23/2015 11:59:59 PM	Not Submitted		Upload	
whw10	11/16/2015 11:59:59 PM	Not Submitted		Upload	
whw9	11/9/2015 11:59:59 PM	Not Submitted		Upload	
whw8	10/26/2015 11:59:59 PM	Not Submitted		Upload	
whw 7	10/19/2015 11:59:59 PM	Not Submitted		Upload	
whw 6	10/12/2015 11:59:59 PM	Not Submitted		Upload	
whw4	9/21/2015 11:59:59 PM	Not Submitted		Upload	
whw3	9/14/2015 11:59:59 PM	Not Submitted		Upload	
whw2	9/8/2015 11:59:59 PM	Not Submitted		Upload	
whw1	12/21/2015 11:59:59 PM	Not Submitted		Upload	

1. Then input the file that you want to upload as your homework. This has to be one pdf file. Make sure that the pages are in order, is legible and flipped correctly.

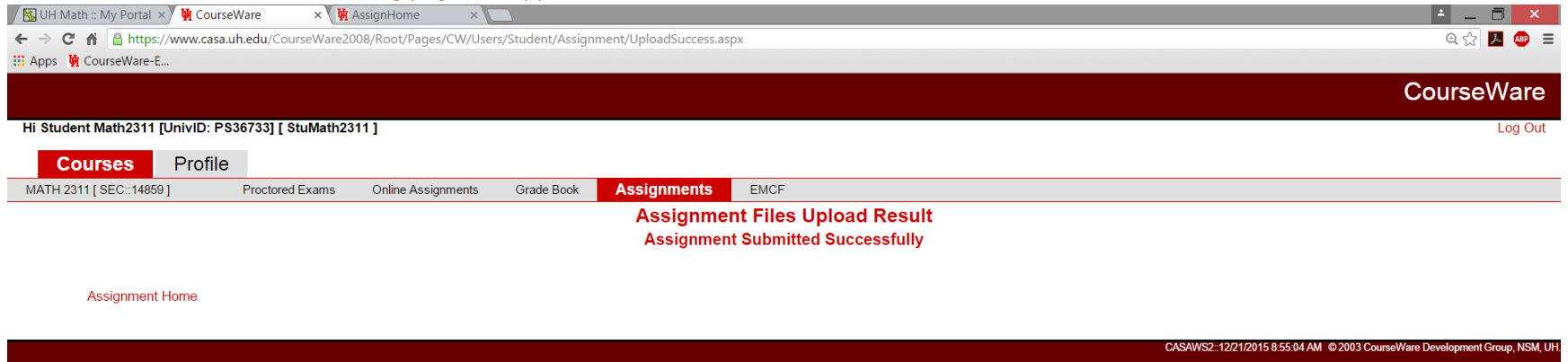
The screenshot shows a web browser window with the CourseWare interface. The browser tabs include 'UH Math :: My Portal', 'CourseWare', and 'AssignHome'. The address bar shows the URL: <https://www.casa.uh.edu/CourseWare2008/Root/Pages/CW/Users/Student/Assignment/AssignMultipleFilesUpload.aspx>. The CourseWare logo is in the top right corner, with a 'Log Out' link. The user is identified as 'Hi Student Math2311 [UnivID: PS36733] [StuMath2311]'. The navigation menu includes 'Courses', 'Profile', 'MATH 2311 [SEC:14859]', 'Proctored Exams', 'Online Assignments', 'Grade Book', 'Assignments', and 'EMCF'. The 'Assignments' tab is active. The main content area is titled 'File' and contains a file upload interface. A file named 'whw1.pdf' is listed with a 'SELECT' button and a 'REMOVE' button. Below the file list are 'UPLOAD' and 'ADD' buttons. The text 'Assignment Files Upload whw1' is displayed. At the bottom of the interface are '<< Previous' and 'Cancel' buttons. The footer contains the text: 'CASAWSZ:12/21/2015 8:49:39 AM © 2003 CourseWare Development Group, NSM, UH'.

2. Then click on UPLOAD, the following page appears, this is not your final result.

The screenshot shows a web browser window with the following elements:

- Browser Tabs:** UH Math :: My Portal, CourseWare, AssignHome.
- Address Bar:** <https://www.casa.uh.edu/CourseWare2008/Root/Pages/CW/Users/Student/Assignment/AssignMultipleFileUploadConfirm.aspx>
- Page Header:** CourseWare (top right), Log Out (bottom right).
- Course Information:** Hi Student Math2311 [UnivID: PS36733] [StuMath2311]
- Navigation Menu:** Courses (highlighted), Profile, MATH 2311 [SEC.:14859], Proctored Exams, Online Assignments, Grade Book, Assignments (highlighted), EMCF.
- Section Header:** Assignment submission confirmation
- Confirmation Box:**
 - Title:** You are about to submit the following assignment:
 - Assignment to submit:** whw1
 - Uploaded File(s):** whw1.pdf (53k)
- Buttons:** << Previous, Submit, Cancel
- Footer:** CASAWSZ:12/21/2015 8:52:55 AM © 2003 CourseWare Development Group, NSM, UH

3. Click on “Submit”, then the following page will appear.



4. Print this page or print screen this page for purpose of proof that you did submit this homework.
5. Double check that you submitted the homework, by going back to the assignment page. If you have submitted correctly then you will see “view” beside the homework assignment you had uploaded.

UH Math :: My Portal x AssignHome x AssignHome x

https://www.casa.uh.edu/CourseWare2008/Root/Pages/CW/Users/Student/Assignment/AssignHome.aspx


CourseWare

Hi Student Math2311 [UnivID: PS36733] [StuMath2311] [Log Out](#)

Courses Profile

MATH 2311 [SEC.:14859] [Proctored Exams](#) [Online Assignments](#) [Grade Book](#) **Assignments** [EMCF](#)

Assignments

Use Acrobat Reader To Open Assignment Files [Get Acrobat Reader](#) 

Assignment	Due Date	Status	Submitted Assignment	Assignment Upload	Graded Assignment
whw11	11/23/2015 11:59:59 PM	Not Submitted		Upload	
whw10	11/16/2015 11:59:59 PM	Not Submitted		Upload	
whw9	11/9/2015 11:59:59 PM	Not Submitted		Upload	
whw8	10/26/2015 11:59:59 PM	Not Submitted		Upload	
whw 7	10/19/2015 11:59:59 PM	Not Submitted		Upload	
whw 6	10/12/2015 11:59:59 PM	Not Submitted		Upload	
whw4	9/21/2015 11:59:59 PM	Not Submitted		Upload	
whw3	9/14/2015 11:59:59 PM	Not Submitted		Upload	
whw2	9/8/2015 11:59:59 PM	Not Submitted		Upload	
whw1	12/21/2015 11:59:59 PM	Submitted	View	Upload New	

6. You have up until the due date to make any changes. Once the due date has past there is no changes possible.
7. We will not accept any late homework via email. That is the reason why we will drop one homework assignment at the end of the semester.


Discussion Board:


Student Math1432 [UnivID: PS36736] [stumath1432] [Return To Your Account](#) [Log Out](#)


Courses Profile

ATH 1432 [SEC::12498] Proctored Exams Online Assignments Grade Book Assignments EMCF

Home Page

 [Discussion Board](#)

 [CALCULUS TEXTBOOK](#)

 [MATH1431new TEXTBOOK](#)

Welcome to Math 1432

[Click on the "Proctor Exams" tab above for CASA Exam and related Information.](#)

Current Status: Enrolled in PeopleSoft system

1. Use the discussion board to give and receive help.
2. Before starting a new thread, go through previous posts to make sure your topic has not been addressed yet.
3. If you start a new thread, give it a specific title then post your question.

4. You may use MathJax to type equations. Here is a handout with some commands:
<http://www.math.uh.edu/~bekki/Using%20MathJax%20on%20Courseware%20Discussion%20Board.pdf>

[MATHEMATICS](#) > [MATH1432](#)

Post a New Message

Author: Student Math1432

Subject:

Message:

Do not allow replies to this post.

[CourseWare Forums](#) > [MATHEMATICS](#) > [MATH1432](#)

Textbook:

Student Math1432 [UnivID: PS36736] [stumath1432] [Return To Your Account](#) [Log Out](#)

Courses Profile

ATH 1432 [SEC::12498] [Proctored Exams](#) [Online Assignments](#) [Grade Book](#) [Assignments](#) [EMCF](#)

Home Page

[Discussion Board](#)

[CALCULUS TEXTBOOK](#)

[MATHEMATICS TEXTBOOK](#)

Welcome to Math 1432

[Click on the "Proctor Exams" tab above for CASA Exam and related information.](#)

Current Status: Enrolled in PeopleSoft system

1. Your text is located right below the link to the discussion board.
2. This is where the written homework problems come from.
3. Each section contains text, exercises, answers to odd problems as well as some help files.

Section 8.1
Integration by Parts

Text:
[Section 8.1 Text](#)
[Section 8.1 Exercises](#)
[Odd Solutions](#)

Videos:
[Integration by Parts](#)

Help Files:
[Integration by Parts Practice](#)

[Back to Chapter 8](#)

[Contents](#)

Section 8.1

Integration by Parts