

Math 1431 Fall 2011

Homework 9

PRINT your name and PeopleSoft ID number below.

Name: _____

ID: _____


Instructions:

- Print out this file and complete the problems. You must do all the problems!
- The problems are from the EMCFs on the course homepage and the online textbook at <http://www.casa.uh.edu>.
- Use a blue or black pen or a pencil.
- Write your solutions **neatly** in the spaces provided.
- **You must show work in order to receive credit for a problem.**
- Write your final answer in the box provided.
- Remember that your homework must be complete, neatly written and stapled, or your quiz score from the previous Friday will automatically be a ZERO.
- Submit the completed homework to your Teaching Assistant in lab/workshop on the given due date.


1. (EMCF29: 1)

An empty rectangular box with a black border, positioned to the right of the first text label.

2. (EMCF29: 2)

An empty rectangular box with a black border, positioned to the right of the second text label.

3. (EMCF29: 3)

An empty rectangular box with a black border, positioned to the right of the third text label.

4. (EMCF29: 4)

An empty rectangular box with a thin black border, positioned to the right of the text '4. (EMCF29: 4)'. It is horizontally oriented and appears to be a placeholder for an answer or a diagram.

5. (EMCF29: 5)

An empty rectangular box with a thin black border, positioned to the right of the text '5. (EMCF29: 5)'. It is horizontally oriented and appears to be a placeholder for an answer or a diagram.

6. (EMCF29: 6)

An empty rectangular box with a thin black border, positioned to the right of the text '6. (EMCF29: 6)'. It is horizontally oriented and appears to be a placeholder for an answer or a diagram.

7. (EMCF29: 7)

An empty rectangular box with a thin black border, positioned to the right of the text for item 7.

8. (EMCF29: 8)

An empty rectangular box with a thin black border, positioned to the right of the text for item 8.


9. (EMCF29: 9)

An empty rectangular box with a thin black border, positioned to the right of the text for item 9.


10. (EMCF29: 10)

An empty rectangular box with a thin black border, positioned to the right of the text for item 10.

11. (EMCF30: 1)

An empty rectangular box with a thin black border, positioned to the right of the text for item 11.


12. (EMCF30: 2)

An empty rectangular box with a thin black border, positioned to the right of the text for item 12.


13. (EMCF30: 3)

An empty rectangular box with a thin black border, positioned to the right of the text for question 13.

14. (EMCF30: 4)

An empty rectangular box with a thin black border, positioned to the right of the text for question 14.


15. (EMCF30: 5)

An empty rectangular box with a thin black border, positioned to the right of the text for question 15.


16. (EMCF30: 6)

An empty rectangular box with a thin black border, positioned to the right of the text for question 16.

17. (EMCF30: 7)

An empty rectangular box with a thin black border, positioned to the right of the text for question 17.


18. (EMCF30: 8)

An empty rectangular box with a thin black border, positioned to the right of the text for question 18.


19. (EMCF30: 9)

An empty rectangular box with a thin black border, positioned to the right of the text for item 19.

20. (EMCF30: 10)

An empty rectangular box with a thin black border, positioned to the right of the text for item 20.


21. (EMCF31: 1)

An empty rectangular box with a thin black border, positioned to the right of the text for item 21.

22. (EMCF31: 2)



23. (EMCF31: 3)




24. (EMCF31: 4)




25. (EMCF31: 5)

An empty rectangular box with a thin black border, positioned to the right of the text for question 25.

26. (EMCF31: 6)

An empty rectangular box with a thin black border, positioned to the right of the text for question 26.


27. (EMCF31: 7)

An empty rectangular box with a thin black border, positioned to the right of the text for question 27.


28. (EMCF31: 8)

An empty rectangular box with a thin black border, positioned to the right of question 28.

29. (EMCF31: 9)

An empty rectangular box with a thin black border, positioned to the right of question 29.


30. (EMCF31: 10)

An empty rectangular box with a thin black border, positioned to the right of question 30.


31. (5.3: 1)

An empty rectangular box with a black border, positioned to the right of the text '31. (5.3: 1)'. It is intended for a student to write their answer to this question.

32. (5.3: 2)

An empty rectangular box with a black border, positioned to the right of the text '32. (5.3: 2)'. It is intended for a student to write their answer to this question.


33. (5.3: 6)

An empty rectangular box with a black border, positioned to the right of the text '33. (5.3: 6)'. It is intended for a student to write their answer to this question.


34. (5.3: 8)

An empty rectangular box with a thin black border, positioned to the right of the text for item 34.

35. (5.3: 18)

An empty rectangular box with a thin black border, positioned to the right of the text for item 35.


36. (5.3: 21)

An empty rectangular box with a thin black border, positioned to the right of the text for item 36.

37. (5.3: 24)



38. (5.3: 25)




39. (5.5: 2)



40. (5.5: 4)



41. (5.5: 10)



42. (5.5: 14)

