

Math 1431

Homework 3

PRINT your name and PeopleSoft ID number below.

Name: _____

ID: _____

Instructions:

- Print out this file and complete the problems. You must do all the problems!
- Some of the problems are from EMCF exercises, and others are from the online textbook at <http://www.casa.uh.edu>. In the latter case, the section number and problem number are in parentheses.
- Use a blue or black pen or a pencil.
- Write your solutions **neatly** in the spaces provided.
- **You must show work in order to receive credit for a problem.**
- Write your final answer in the box provided.
- Remember that your homework must be complete, neatly written and stapled, or your quiz score from the previous Friday will automatically be a ZERO.
- Submit the completed homework to your Teaching Assistant in lab/workshop on the given due date.


1. (4 on EMCF05)

An empty rectangular box with a thin black border, positioned to the right of the first question.

2. (5 on EMCF05)

An empty rectangular box with a thin black border, positioned to the right of the second question.

3. (6 on EMCF05)

An empty rectangular box with a thin black border, positioned to the right of the third question.

4. (7 on EMCF05)

An empty rectangular box with a thin black border, positioned to the right of the text for question 4.


5. (8 on EMCF05)

An empty rectangular box with a thin black border, positioned to the right of the text for question 5.


6. (9 on EMCF05)

An empty rectangular box with a thin black border, positioned to the right of the text for question 6.

7. (10 on EMCF05)

An empty rectangular box with a thin black border, positioned to the right of the text for question 7.

8. (11 on EMCF05)

An empty rectangular box with a thin black border, positioned to the right of the text for question 8.

9. (12 on EMCF05)

An empty rectangular box with a thin black border, positioned to the right of the text for question 9.

10. (13 on EMCF05)

An empty rectangular box with a thin black border, positioned to the right of the text for item 10.

11. (1 on EMCF07)

An empty rectangular box with a thin black border, positioned to the right of the text for item 11.

12. (2 on EMCF07)

An empty rectangular box with a thin black border, positioned to the right of the text for item 12.


13. (3 on EMCF07)

An empty rectangular box with a thin black border, positioned to the right of question 13.

14. (4 on EMCF07)

An empty rectangular box with a thin black border, positioned to the right of question 14.

15. (5 on EMCF07)

An empty rectangular box with a thin black border, positioned to the right of question 15.


16. (6 on EMCF07)

An empty rectangular box with a thin black border, positioned to the right of question 16.

17. (7 on EMCF07)

An empty rectangular box with a thin black border, positioned to the right of question 17.

18. (8 on EMCF07)

An empty rectangular box with a thin black border, positioned to the right of question 18.


19. (9 on EMCF07)

An empty rectangular box with a thin black border, positioned to the right of question 19.

20. (10 on EMCF07)

An empty rectangular box with a thin black border, positioned to the right of question 20.

21. (Section 3.1: 2)

An empty rectangular box with a thin black border, positioned to the right of question 21.


22. (Section 3.1: 6)



23. (Section 3.1: 9)



24. (Section 3.1: 12)




25. (Section 3.1: 18)

An empty rectangular box with a thin black border, positioned to the right of the text for item 25.

26. (Section 3.1: 19)

An empty rectangular box with a thin black border, positioned to the right of the text for item 26.

27. (Section 3.1: 21)

An empty rectangular box with a thin black border, positioned to the right of the text for item 27.


28. (Section 3.2: 3)

An empty rectangular box with a black border, positioned to the right of the text for question 28.

29. (Section 3.2: 8)

An empty rectangular box with a black border, positioned to the right of the text for question 29.

30. (Section 3.2: 9)

An empty rectangular box with a black border, positioned to the right of the text for question 30.


31. (Section 3.2: 11)

An empty rectangular box with a thin black border, positioned to the right of the text for item 31.

32. (Section 3.2: 13)

An empty rectangular box with a thin black border, positioned to the right of the text for item 32.

33. (Section 3.2: 23)

An empty rectangular box with a thin black border, positioned to the right of the text for item 33.

34. (Section 3.2: 31)



35. (Section 3.2: 32)



36. (Section 3.2: 36)

