

Math 1431

Homework 7

PRINT your name and PeopleSoft ID number below.

Name: _____

ID: _____

Instructions:

- Print out this file and complete the problems. You must do all the problems!
- The problems are from the online textbook at <http://www.casa.uh.edu>. The section number and problem number are in parentheses.
- Use a blue or black pen or a pencil.
- Write your solutions **neatly** in the spaces provided.
- **You must show work in order to receive credit for a problem.**
- Write your final answer in the box provided.
- Remember that your homework must be complete, neatly written and stapled, or your quiz score from the previous Friday will automatically be a ZERO.
- Submit the completed homework to your Teaching Assistant in lab/workshop on the given due date.

1. (4.5: 1)

An empty rectangular box with a thin black border, positioned to the right of the first text label.

2. (4.5: 2)

An empty rectangular box with a thin black border, positioned to the right of the second text label.


3. (4.5: 3)

An empty rectangular box with a thin black border, positioned to the right of the third text label.

4. (4.5: 4)

An empty rectangular box with a thin black border, positioned to the right of the text '4. (4.5: 4)'. It is horizontally oriented and appears to be a placeholder for an answer or drawing.

5. (4.5: 5)

An empty rectangular box with a thin black border, positioned to the right of the text '5. (4.5: 5)'. It is horizontally oriented and appears to be a placeholder for an answer or drawing.

6. (4.5: 16)

An empty rectangular box with a thin black border, positioned to the right of the text '6. (4.5: 16)'. It is horizontally oriented and appears to be a placeholder for an answer or drawing.

7. (4.5: 7)

An empty rectangular box with a black border, positioned to the right of the text '7. (4.5: 7)'. It is horizontally oriented and appears to be a placeholder for an answer or diagram.

8. (4.5: 8)

An empty rectangular box with a black border, positioned to the right of the text '8. (4.5: 8)'. It is horizontally oriented and appears to be a placeholder for an answer or diagram.

9. (4.5: 9)

An empty rectangular box with a black border, positioned to the right of the text '9. (4.5: 9)'. It is horizontally oriented and appears to be a placeholder for an answer or diagram.

10. (4.5: 10)

An empty rectangular box with a thin black border, positioned to the right of the text '10. (4.5: 10)'. It is horizontally oriented and appears to be a placeholder for an answer or a diagram.

11. (4.5: 11)

An empty rectangular box with a thin black border, positioned to the right of the text '11. (4.5: 11)'. It is horizontally oriented and appears to be a placeholder for an answer or a diagram.

12. (4.5: 12)

An empty rectangular box with a thin black border, positioned to the right of the text '12. (4.5: 12)'. It is horizontally oriented and appears to be a placeholder for an answer or a diagram.


13. (4.5: 13)

An empty rectangular box with a thin black border, positioned to the right of the text '13. (4.5: 13)'. It is horizontally oriented and appears to be a placeholder for an answer or a diagram.

14. (4.5: 14)

An empty rectangular box with a thin black border, positioned to the right of the text '14. (4.5: 14)'. It is horizontally oriented and appears to be a placeholder for an answer or a diagram.


15. (4.5: 15)

An empty rectangular box with a thin black border, positioned to the right of the text '15. (4.5: 15)'. It is horizontally oriented and appears to be a placeholder for an answer or a diagram.


16. (4.5: 23)

An empty rectangular box with a thin black border, positioned to the right of the text for item 16.

17. (4.5: 25)

An empty rectangular box with a thin black border, positioned to the right of the text for item 17.

18. (4.5: 27)

An empty rectangular box with a thin black border, positioned to the right of the text for item 18.


19. (4.6: 1)

An empty rectangular box with a thin black border, positioned to the right of the text '19. (4.6: 1)'. It is horizontally oriented and appears to be a placeholder for an answer or drawing.

20. (4.6: 4)

An empty rectangular box with a thin black border, positioned to the right of the text '20. (4.6: 4)'. It is horizontally oriented and appears to be a placeholder for an answer or drawing.

21. (4.6: 6)

An empty rectangular box with a thin black border, positioned to the right of the text '21. (4.6: 6)'. It is horizontally oriented and appears to be a placeholder for an answer or drawing.


22. (4.6: 10)

An empty rectangular box with a thin black border, positioned to the right of the text for question 22.

23. (4.6: 12)

An empty rectangular box with a thin black border, positioned to the right of the text for question 23.

24. (4.6: 25)

An empty rectangular box with a thin black border, positioned to the right of the text for question 24.


25. (4.6: 26)

An empty rectangular box with a thin black border, positioned to the right of the text for item 25.

26. (4.7: 1)

An empty rectangular box with a thin black border, positioned to the right of the text for item 26.

27. (4.7: 2)

An empty rectangular box with a thin black border, positioned to the right of the text for item 27.

28. (4.7: 3)

29. (4.7: 4)

30. (4.7: 5)


31. (4.7: 6)

An empty rectangular box with a thin black border, positioned to the right of the text '31. (4.7: 6)'. It is horizontally oriented and appears to be a placeholder for an answer or a drawing.

32. (4.7: 7)

An empty rectangular box with a thin black border, positioned to the right of the text '32. (4.7: 7)'. It is horizontally oriented and appears to be a placeholder for an answer or a drawing.

33. (4.7: 10)

An empty rectangular box with a thin black border, positioned to the right of the text '33. (4.7: 10)'. It is horizontally oriented and appears to be a placeholder for an answer or a drawing.

34. (4.7: 11)

An empty rectangular box with a thin black border, positioned to the right of the text for item 34.

35. (4.7: 16)

An empty rectangular box with a thin black border, positioned to the right of the text for item 35.

36. (4.7: 17)

An empty rectangular box with a thin black border, positioned to the right of the text for item 36.


37. (4.7: 18)

An empty rectangular box with a thin black border, positioned to the right of the text for item 37.

38. (4.7: 19)

An empty rectangular box with a thin black border, positioned to the right of the text for item 38.

39. (4.7: 20)

An empty rectangular box with a thin black border, positioned to the right of the text for item 39.