

# Math 1431

## Homework

PRINT your name and PeopleSoft ID number below.

Name: \_\_\_\_\_

ID: \_\_\_\_\_

### Instructions:

- Print out this file and complete the problems. You must do all the problems!
- The problems are from the EMCFs on the course homepage and the online textbook at <http://www.casa.uh.edu>.
- Use a blue or black pen or a pencil.
- Write your solutions **neatly** in the spaces provided.
- **You must show work in order to receive credit for a problem.**
- Write your final answer in the box provided.
- Remember that your homework must be complete, neatly written and stapled, or your quiz score from the previous Friday will automatically be a ZERO.
- Submit the completed homework to your Teaching Assistant in lab/workshop on the given due date.


1. (EMCF36: 1)

An empty rectangular box with a thin black border, positioned to the right of the first text label.

2. (EMCF36: 2)

An empty rectangular box with a thin black border, positioned to the right of the second text label.


3. (EMCF36: 3)

An empty rectangular box with a thin black border, positioned to the right of the third text label.

4. (EMCF36: 4)

An empty rectangular box with a thin black border, positioned to the right of the text for item 4.

5. (EMCF36: 5)

An empty rectangular box with a thin black border, positioned to the right of the text for item 5.


6. (EMCF36: 6)

An empty rectangular box with a thin black border, positioned to the right of the text for item 6.


7. (EMCF36: 7)

An empty rectangular box with a thin black border, positioned to the right of the text for item 7.

8. (EMCF36: 8)

An empty rectangular box with a thin black border, positioned to the right of the text for item 8.

9. (EMCF36: 9)

An empty rectangular box with a thin black border, positioned to the right of the text for item 9.

10. (EMCF36: 10)

