

Math 1431

Homework 4

PRINT your name and PeopleSoft ID number below.

Name: _____

ID: _____

Instructions:

- Print out this file and complete the problems. You must do all the problems!
- Some of the problems are from EMCF exercises, and others are from the online textbook at <http://www.casa.uh.edu>. In the latter case, the section number and problem number are in parentheses.
- Use a blue or black pen or a pencil.
- Write your solutions **neatly** in the spaces provided.
- **You must show work in order to receive credit for a problem.**
- Write your final answer in the box provided.
- Remember that your homework must be complete, neatly written and stapled, or your quiz score from the previous Friday will automatically be a ZERO.
- Submit the completed homework to your Teaching Assistant in lab/workshop on the given due date.

1. (1 on EMCF08)

An empty rectangular box with a thin black border, positioned to the right of the first question.

2. (2 on EMCF08)

An empty rectangular box with a thin black border, positioned to the right of the second question.


3. (6 on EMCF08)

An empty rectangular box with a thin black border, positioned to the right of the third question.

4. (4 on EMCF09)

An empty rectangular box with a thin black border, positioned to the right of the text for question 4.

5. (5 on EMCF09)

An empty rectangular box with a thin black border, positioned to the right of the text for question 5.

6. (6 on EMCF09)

An empty rectangular box with a thin black border, positioned to the right of the text for question 6.

7. (7 on EMCF09)

An empty rectangular box with a thin black border, positioned to the right of the text for question 7.

8. (8 on EMCF09)

An empty rectangular box with a thin black border, positioned to the right of the text for question 8.

9. (9 on EMCF09)

An empty rectangular box with a thin black border, positioned to the right of the text for question 9.

10. (10 on EMCF09)

An empty rectangular box with a black border, positioned to the right of question 10.

11. (1 on EMCF10)

An empty rectangular box with a black border, positioned to the right of question 11.

12. (2 on EMCF10)

An empty rectangular box with a black border, positioned to the right of question 12.


13. (3 on EMCF10)

An empty rectangular box with a thin black border, positioned to the right of question 13.

14. (4 on EMCF10)

An empty rectangular box with a thin black border, positioned to the right of question 14.


15. (5 on EMCF10)

An empty rectangular box with a thin black border, positioned to the right of question 15.


16. (6 on EMCF10)

An empty rectangular box with a thin black border, positioned to the right of the text for question 16.

17. (7 on EMCF10)

An empty rectangular box with a thin black border, positioned to the right of the text for question 17.

18. (8 on EMCF10)

An empty rectangular box with a thin black border, positioned to the right of the text for question 18.


19. (9 on EMCF10)

An empty rectangular box with a thin black border, positioned to the right of the text for question 19.

20. (10 on EMCF10)

An empty rectangular box with a thin black border, positioned to the right of the text for question 20.

21. (Section 3.3: 14)

An empty rectangular box with a thin black border, positioned to the right of the text for question 21.


22. (Section 3.3: 16)



23. (Section 3.3: 28)



24. (Section 3.3: 30)




25. (Section 3.3: 40)

An empty rectangular box with a thin black border, positioned to the right of the text for question 25.

26. (Section 3.3: 41)

An empty rectangular box with a thin black border, positioned to the right of the text for question 26.

27. (Section 3.5: 8)

An empty rectangular box with a thin black border, positioned to the right of the text for question 27.


28. (Section 3.5: 10)

An empty rectangular box with a thin black border, positioned to the right of the text for question 28.

29. (Section 3.5: 14)

An empty rectangular box with a thin black border, positioned to the right of the text for question 29.

30. (Section 3.5: 20)

An empty rectangular box with a thin black border, positioned to the right of the text for question 30.


31. (Section 3.5: 30)

An empty rectangular box with a thin black border, positioned to the right of the text for problem 31.

32. (Section 3.5: 32)

An empty rectangular box with a thin black border, positioned to the right of the text for problem 32.

33. (Section 3.5: 34)

An empty rectangular box with a thin black border, positioned to the right of the text for problem 33.

34. (Section 3.6: 2)

An empty rectangular box with a thin black border, positioned to the right of the text for item 34.

35. (Section 3.6: 6)

An empty rectangular box with a thin black border, positioned to the right of the text for item 35.

36. (Section 3.6: 18)

An empty rectangular box with a thin black border, positioned to the right of the text for item 36.


37. (Section 3.6: 24)

An empty rectangular box with a thin black border, positioned to the right of the text for item 37.

38. (Section 3.6: 40)

An empty rectangular box with a thin black border, positioned to the right of the text for item 38.

39. (Section 3.6: 50)

An empty rectangular box with a thin black border, positioned to the right of the text for item 39.