

# Math 1431

## Homework 6

PRINT your name and PeopleSoft ID number below.

Name: \_\_\_\_\_

ID: \_\_\_\_\_

### Instructions:

- Print out this file and complete the problems. You must do all the problems!
- Some of the problems are from EMCF exercises, and others are from the online textbook at <http://www.casa.uh.edu>. In the latter case, the section number and problem number are in parentheses.
- Use a blue or black pen or a pencil.
- Write your solutions **neatly** in the spaces provided.
- **You must show work in order to receive credit for a problem.**
- Write your final answer in the box provided.
- Remember that your homework must be complete, neatly written and stapled, or your quiz score from the previous Friday will automatically be a ZERO.
- Submit the completed homework to your Teaching Assistant in lab/workshop on the given due date.

1. (3.9: 4)

An empty rectangular box with a thin black border, positioned to the right of the first text label.

2. (3.9: 6)

An empty rectangular box with a thin black border, positioned to the right of the second text label.


3. (3.9: 7)

An empty rectangular box with a thin black border, positioned to the right of the third text label.

4. (3.9: 9)

An empty rectangular box with a thin black border, positioned to the right of the text '4. (3.9: 9)'. It is horizontally oriented and appears to be a placeholder for an answer or drawing.

5. (3.9: 11)

An empty rectangular box with a thin black border, positioned to the right of the text '5. (3.9: 11)'. It is horizontally oriented and appears to be a placeholder for an answer or drawing.

6. (3.9: 13)

An empty rectangular box with a thin black border, positioned to the right of the text '6. (3.9: 13)'. It is horizontally oriented and appears to be a placeholder for an answer or drawing.

7. (3.9: 16)

An empty rectangular box with a thin black border, positioned to the right of the text '7. (3.9: 16)'. It is horizontally oriented and appears to be a placeholder for an answer or drawing.

8. (3.9: 32)

An empty rectangular box with a thin black border, positioned to the right of the text '8. (3.9: 32)'. It is horizontally oriented and appears to be a placeholder for an answer or drawing.

9. (4.1: 2)

An empty rectangular box with a thin black border, positioned to the right of the text '9. (4.1: 2)'. It is horizontally oriented and appears to be a placeholder for an answer or drawing.


10. (4.1: 4)

An empty rectangular box with a thin black border, positioned to the right of the text '10. (4.1: 4)'. It is horizontally oriented and appears to be a placeholder for an answer or drawing.

11. (4.1: 7)

An empty rectangular box with a thin black border, positioned to the right of the text '11. (4.1: 7)'. It is horizontally oriented and appears to be a placeholder for an answer or drawing.

12. (4.1: 8)

An empty rectangular box with a thin black border, positioned to the right of the text '12. (4.1: 8)'. It is horizontally oriented and appears to be a placeholder for an answer or drawing.


13. (4.1: 12)

An empty rectangular box with a thin black border, positioned to the right of the text '13. (4.1: 12)'. It is horizontally oriented and appears to be a placeholder for an answer or a diagram.

14. (4.2: 2)

An empty rectangular box with a thin black border, positioned to the right of the text '14. (4.2: 2)'. It is horizontally oriented and appears to be a placeholder for an answer or a diagram.


15. (4.2: 4)

An empty rectangular box with a thin black border, positioned to the right of the text '15. (4.2: 4)'. It is horizontally oriented and appears to be a placeholder for an answer or a diagram.


16. (4.2: 6)

An empty rectangular box with a thin black border, positioned to the right of the text '16. (4.2: 6)'. It is horizontally oriented and appears to be a placeholder for an answer or drawing.

17. (4.2: 8)

An empty rectangular box with a thin black border, positioned to the right of the text '17. (4.2: 8)'. It is horizontally oriented and appears to be a placeholder for an answer or drawing.

18. (4.2: 12)

An empty rectangular box with a thin black border, positioned to the right of the text '18. (4.2: 12)'. It is horizontally oriented and appears to be a placeholder for an answer or drawing.


19. (4.2: 16)

An empty rectangular box with a thin black border, positioned to the right of the text '19. (4.2: 16)'. It is horizontally oriented and appears to be a placeholder for an answer or a diagram.

20. (4.2: 20)

An empty rectangular box with a thin black border, positioned to the right of the text '20. (4.2: 20)'. It is horizontally oriented and appears to be a placeholder for an answer or a diagram.

21. (4.2: 22)

An empty rectangular box with a thin black border, positioned to the right of the text '21. (4.2: 22)'. It is horizontally oriented and appears to be a placeholder for an answer or a diagram.




22. (4.2: 24)



23. (4.3: 3)



24. (4.3: 4)




25. (4.3: 6)

An empty rectangular box with a thin black border, positioned to the right of the text for item 25.

26. (4.3: 8)

An empty rectangular box with a thin black border, positioned to the right of the text for item 26.

27. (4.3: 12)

An empty rectangular box with a thin black border, positioned to the right of the text for item 27.


28. (4.3: 14)

An empty rectangular box with a black border, positioned to the right of the text for question 28.

29. (4.3: 16)

An empty rectangular box with a black border, positioned to the right of the text for question 29.

30. (4.3: 20)

An empty rectangular box with a black border, positioned to the right of the text for question 30.


31. (4.3: 22)

An empty rectangular box with a thin black border, positioned to the right of the text for item 31.

32. (4.3: 26)

An empty rectangular box with a thin black border, positioned to the right of the text for item 32.

33. (4.4: 8)

An empty rectangular box with a thin black border, positioned to the right of the text for item 33.


34. (4.4: 10)

An empty rectangular box with a thin black border, positioned to the right of the text for item 34.

35. (4.4: 11)

An empty rectangular box with a thin black border, positioned to the right of the text for item 35.

36. (4.4: 19)

An empty rectangular box with a thin black border, positioned to the right of the text for item 36.


37. (4.4: 22)

An empty rectangular box with a thin black border, positioned to the right of the text for item 37.

38. (4.4: 26)

An empty rectangular box with a thin black border, positioned to the right of the text for item 38.

39. (4.4: 46)

An empty rectangular box with a thin black border, positioned to the right of the text for item 39.