

Math 1431

Homework

PRINT your name and PeopleSoft ID number below.

Name: _____

ID: _____

Instructions:

- Print out this file and complete the problems. You must do all the problems!
- The problems are from the EMCFs on the course homepage and the online textbook at <http://www.casa.uh.edu>.
- Use a blue or black pen or a pencil.
- Write your solutions **neatly** in the spaces provided.
- **You must show work in order to receive credit for a problem.**
- Write your final answer in the box provided.
- Remember that your homework must be complete, neatly written and stapled, or your quiz score from the previous Friday will automatically be a ZERO.
- Submit the completed homework to your Teaching Assistant in lab/workshop on the given due date.

1. (EMCF33: 1)

An empty rectangular box with a thin black border, positioned to the right of the first text label.

2. (EMCF33: 2)

An empty rectangular box with a thin black border, positioned to the right of the second text label.


3. (EMCF33: 3)

An empty rectangular box with a thin black border, positioned to the right of the third text label.

4. (EMCF33: 4)

An empty rectangular box with a thin black border, positioned to the right of the text '4. (EMCF33: 4)'. It is horizontally oriented and appears to be a placeholder for an answer or a diagram.

5. (EMCF33: 5)

An empty rectangular box with a thin black border, positioned to the right of the text '5. (EMCF33: 5)'. It is horizontally oriented and appears to be a placeholder for an answer or a diagram.


6. (EMCF33: 6)

An empty rectangular box with a thin black border, positioned to the right of the text '6. (EMCF33: 6)'. It is horizontally oriented and appears to be a placeholder for an answer or a diagram.


7. (EMCF33: 7)

An empty rectangular box with a thin black border, positioned to the right of the text for item 7.

8. (EMCF33: 8)

An empty rectangular box with a thin black border, positioned to the right of the text for item 8.

9. (EMCF33: 9)

An empty rectangular box with a thin black border, positioned to the right of the text for item 9.


10. (EMCF33: 10)



11. (EMCF34: 1)



12. (EMCF34: 2)




13. (EMCF34: 3)

An empty rectangular box with a thin black border, positioned to the right of the text for item 13.

14. (EMCF34: 4)

An empty rectangular box with a thin black border, positioned to the right of the text for item 14.


15. (EMCF34: 5)

An empty rectangular box with a thin black border, positioned to the right of the text for item 15.


16. (EMCF34: 6)

An empty rectangular box with a thin black border, positioned to the right of the text for question 16.

17. (EMCF34: 7)

An empty rectangular box with a thin black border, positioned to the right of the text for question 17.

18. (EMCF34: 8)

An empty rectangular box with a thin black border, positioned to the right of the text for question 18.


19. (EMCF34: 9)

An empty rectangular box with a thin black border, positioned to the right of the text for problem 19.

20. (EMCF34: 10)

An empty rectangular box with a thin black border, positioned to the right of the text for problem 20.

21. 5.6 problem 6

An empty rectangular box with a thin black border, positioned to the right of the text for problem 21.

22. 5.6 problem 8

An empty rectangular box with a thin black border, positioned to the right of the text '22. 5.6 problem 8'.

23. 5.6 problem 14

An empty rectangular box with a thin black border, positioned to the right of the text '23. 5.6 problem 14'.

24. 5.6 problem 18

An empty rectangular box with a thin black border, positioned to the right of the text '24. 5.6 problem 18'.


25. 5.6 problem 20

An empty rectangular box with a thin black border, positioned to the right of the text for problem 25.

26. 5.6 problem 24

An empty rectangular box with a thin black border, positioned to the right of the text for problem 26.


27. 5.6 problem 32

An empty rectangular box with a thin black border, positioned to the right of the text for problem 27.

28. 5.7 problem 2

An empty rectangular box with a thin black border, positioned to the right of the text '28. 5.7 problem 2'.

29. 5.7 problem 8

An empty rectangular box with a thin black border, positioned to the right of the text '29. 5.7 problem 8'.

30. 5.7 problem 16

An empty rectangular box with a thin black border, positioned to the right of the text '30. 5.7 problem 16'.


31. 5.7 problem 22

An empty rectangular box with a black border, intended for the answer to problem 31.

32. 5.7 problem 24

An empty rectangular box with a black border, intended for the answer to problem 32.

33. 5.7 problem 40

An empty rectangular box with a black border, intended for the answer to problem 33.

34. 5.7 problem 44

An empty rectangular box with a thin black border, positioned to the right of the text for problem 34.

35. 5.7 problem 46

An empty rectangular box with a thin black border, positioned to the right of the text for problem 35.

36. 5.7 problem 50

An empty rectangular box with a thin black border, positioned to the right of the text for problem 36.


37. 5.7 problem 56

An empty rectangular box with a thin black border, positioned to the right of the text for problem 37.

38. 5.8 problem 26

An empty rectangular box with a thin black border, positioned to the right of the text for problem 38.


39. 5.8 problem 28

An empty rectangular box with a thin black border, positioned to the right of the text for problem 39.

40. 5.8 problem 33

An empty rectangular box with a thin black border, positioned to the right of the text '40. 5.8 problem 33'.

41. 5.8 problem 34

An empty rectangular box with a thin black border, positioned to the right of the text '41. 5.8 problem 34'.