

Math 1432

Homework Assignment

PRINT your name and PeopleSoft ID number below.

Name: _____

ID: _____

Instructions:

- Print out this file and complete the problems. You must do all the problems!
- The section number and problem number are in parentheses.
- Use a blue or black pen or a pencil.
- Write your solutions in the spaces provided.
- You must show work in order receive credit for a problem.
- Write your final answer in the space provided.
- Remember that your homework must be complete, neatly written and stapled.
- Submit the completed homework to your Teaching Assistant in lab on the given due date.

1. (Section 9.4: 1)

An empty rectangular box with a thin black border, positioned to the right of the first text label.

2. (Section 9.4: 3)

An empty rectangular box with a thin black border, positioned to the right of the second text label.


3. (Section 9.4: 4)

An empty rectangular box with a thin black border, positioned to the right of the third text label.


4. (Section 9.4: 6)

An empty rectangular box with a thin black border, positioned to the right of the text for item 4.

5. (Section 9.4: 7)

An empty rectangular box with a thin black border, positioned to the right of the text for item 5.


6. (Section 9.4: 8)

An empty rectangular box with a thin black border, positioned to the right of the text for item 6.


7. (Section 9.4: 10)

An empty rectangular box with a thin black border, positioned to the right of the text for item 7.

8. (Section 9.4: 11)

An empty rectangular box with a thin black border, positioned to the right of the text for item 8.

9. (Section 9.4: 12)

An empty rectangular box with a thin black border, positioned to the right of the text for item 9.

10. (Section 9.4: 15)

An empty rectangular box with a thin black border, positioned to the right of the text for item 10.

11. (Section 9.4: 17)

An empty rectangular box with a thin black border, positioned to the right of the text for item 11.

12. (Section 9.4: 20)

An empty rectangular box with a thin black border, positioned to the right of the text for item 12.


13. (Section 9.4: 21)

An empty rectangular box with a thin black border, positioned to the right of the text for item 13.

14. (Section 9.4: 23)

An empty rectangular box with a thin black border, positioned to the right of the text for item 14.

15. (Section 9.4: 25)

An empty rectangular box with a thin black border, positioned to the right of the text for item 15.

16. (Section 9.4: 28)



17. (Section 9.4: 31)



18. (Section 9.4: 32)




19. (Section 9.4: 40)

An empty rectangular box with a thin black border, positioned to the right of the text for item 19.

20. (Section 9.5: 2)

An empty rectangular box with a thin black border, positioned to the right of the text for item 20.

21. (Section 9.5: 4)

An empty rectangular box with a thin black border, positioned to the right of the text for item 21.

22. (Section 9.5: 6)

An empty rectangular box with a thin black border, positioned to the right of the text for question 22.

23. (Section 9.5: 8)

An empty rectangular box with a thin black border, positioned to the right of the text for question 23.


24. (Section 9.5: 10)

An empty rectangular box with a thin black border, positioned to the right of the text for question 24.


25. (Section 9.5: 14)

An empty rectangular box with a thin black border, positioned to the right of the text for item 25.

26. (Section 9.5: 17)

An empty rectangular box with a thin black border, positioned to the right of the text for item 26.


27. (Section 9.5: 18)

An empty rectangular box with a thin black border, positioned to the right of the text for item 27.

28. (Section 9.5: 20)

An empty rectangular box with a thin black border, positioned to the right of the text for item 28.

29. (Section 9.5: 22)

An empty rectangular box with a thin black border, positioned to the right of the text for item 29.

30. (Section 9.5: 24)

An empty rectangular box with a thin black border, positioned to the right of the text for item 30.